



# NAM

## NEO ALUMINUM MOTORCYCLE

### STANDARD FEATURES

ALL ALUMINUM  
 BONDED EXTERIOR SKIN, TWO TONE, MIKAD  
 EXTRUDED ROUND TOP COVE  
 INTEGRATED TUBE FRAME CHASSIS  
 TRIPLE TUBE TONGUE, TOP CRANK JACK  
 2" COUPLER SINGLE AXLE, 2 5/16" TANDEM AXLE 24"  
 ATP STONE GUARD  
 RADIAL TIRES 205 75 R15, SILVER MOD WHEELS LED  
 LIGHTING, 2 INTERIOR LIGHTS  
 32" FLUSHLOCK CURBSIDE DOOR  
 PROSTAB JACKS, DROP LEG STABILIZERS  
 NXP STAINLESS STEEL RAMP DOOR CAM LOCK  
 PROEDGE TAPERED RAMP DOOR EXTRUSION  
 ALUMINUM GRAB HANDLE, RAMP ONLY  
 SELF ADJUSTING BRAKES, EZ LUBE HUBS(2 AXLE)  
 16" ON CENTER, SEAMLESS ALUMINUM ROOF  
 16" ON CENTER WALLS, 3/4" PLYWOOD KICK LINER  
 24" ON CENTER FLOOR, 3/4" EXT. PLYWOOD  
 SPORT TIE DOWN SYSTEM, L-TRACK  
 DEXTER SPRUNG AXLE(S), EASY LUBE HUBS SELF  
 ADJUSTING BRAKES ON TANDEM  
 GVWR: 2500, 2990, 3500 & 7000#



### THE SPECS

				6" Lower	Std. Ht.	6" Taller	12" Taller	
	Model	Axles	CS Door	Rear Door	Int. Ht.	Int. Ht.	Int. Ht.	Int. Ht.
5'	NAM85SR	2500lbs.	24"	Ramp w/NXP	60.5"	66.5"	72.5"	78.5"
	NAM105SR	2500lbs.	24"	Ramp w/NXP	60.5"	66.5"	72.5"	78.5"
6'	NAM106SR	2990lbs.	32"	Ramp w/NXP	66.5"	72.5"	78.5"	84.5"
	NAM126SR	2990lbs.	32"	Ramp w/NXP	66.5"	72.5"	78.5"	84.5"
7'	NAM127SR	2990lbs.	32"	Ramp w/NXP	66.5"	72.5"	78.5"	84.5"
	NAM127TR	2/3500lbs.	32"	Ramp w/NXP	66.5"	72.5"	78.5"	84.5"
	NAM147TR	2/3500lbs.	32"	Ramp w/NXP	66.5"	72.5"	78.5"	84.5"
	NAM167TR	2/3500lbs.	32"	Ramp w/NXP	66.5"	72.5"	78.5"	84.5"
	NAM187TR	2/3500lbs.	32"	Ramp w/NXP	66.5"	72.5"	78.5"	84.5"
	NAM207TR	2/3500lbs.	32"	Ramp w/NXP	66.5"	72.5"	78.5"	84.5"

Rear Door Opening:	6" Lower	Std. Ht.	6" Taller	12" Taller
5'	52"W x 55.25"H	52"W x 61.25"H	52"W x 67.25"H	52"W x 73.25"H
6'	64"W x 61.25"H	64"W x 67.25"H	64"W x 73.25"H	64"W x 79.25"H
7'	76"W x 61.25"H	76"W x 67.25"H	76"W x 73.25"H	76"W x 79.25"H

\*NAMR - NEO Aluminum Motorcycle Round Top, S- Single Idler Axle, T - Tandem Brake Axle, R- Round Top Model

PRICE AND SPECIFICATIONS SUBJECT TO CHANGE WITHOUT NOTICE OPTIONS ADDED TO BASE UNITS DECREASE PAYLOAD CAPACITY

NAM-8  
06.22.23



For Additional Specs & Photos, go to:  
**neomfg.com**

e-mail: sales@neomfg.com  
 21900 US 12 Sturgis, MI 49091  
 269.503.7630



**NEO**

# NAM 7.5

## UTV, MOTORCYCLE

### STANDARD FEATURES

- ALL ALUMINUM
- BONDED EXTERIOR SKIN, TWO TONE, MIKAD
- SEAMLESS ROOF, 16" ON CENTER
- EXTRUDED ROUND TOP COVE
- INTEGRATED TUBE FRAME CHASSIS
- TRIPLE TUBE TONGUE, TOP CRANK JACK
- 24" ATP STONEGUARD
- RADIAL TIRES 205 75 R15, SILVER MOD WHEELS
- LED LIGHTING, 2 INTERIOR DOMES
- 32" FLUSHLOCK CURBSIDE DOOR
- CAST ALUMINUM SIDE DOOR HOLDBACK
- 3/4" EXTERIOR GRADE PLYWOOD FLOOR
- L-TRACK SPORT TIE DOWN SYSTEM
- SELF ADJUSTING BRAKES, EZ LUBE HUBS
- 16" ON CENTER ROOF, SEAMLESS ALUMINUM
- 16" ON CENTER WALLS
- 24" ON CENTER FLOOR
- 12" KICKPLATE LINER, BARE WALLS
- MTEC CABLELESS RAMP HINGE SYSTEM
- PROSTAB JACKS, TELESCOPING BOX TUBE
- PROEDGE, TAPERED RAMP DOOR EXTRUSION
- NXP STAINLESS RAMP LATCH SYSTEM
- ALUMINUM GRAB HANDLE(RAMP ONLY)
- 6" EXTERIOR FENDER, 2" INTERIOR
- 3500# TORSION AXLES, 7000# GVWR



### THE SPECS

Model	Axles	CS Door	Rear Door	6" Lower	Standard	6" Taller	12" Taller
NAM1275TR	2-3500lbs	32"	NXP Ramp	66.5" Int Ht	72.5"	78.5"	84.5"
NAM1475TR	2-3500lbs	32"	NXP Ramp	66.5" Int Ht	72.5"	78.5"	84.5"
NAM1675TR	2-3500lbs	32"	NXP Ramp	66.5" Int Ht	72.5"	78.5"	84.5"
NAM1875TR	2-3500lbs	32"	NXP Ramp	66.5" Int Ht	72.5"	78.5"	84.5"
NAM2075TR	2-3500lbs	32"	NXP Ramp	66.5" Int Ht	72.5"	78.5"	84.5"

**Rear Door Openings(Width x Height):**      82"x61.25"      82"x67.25"      82"x73.25"      82"x79.25"



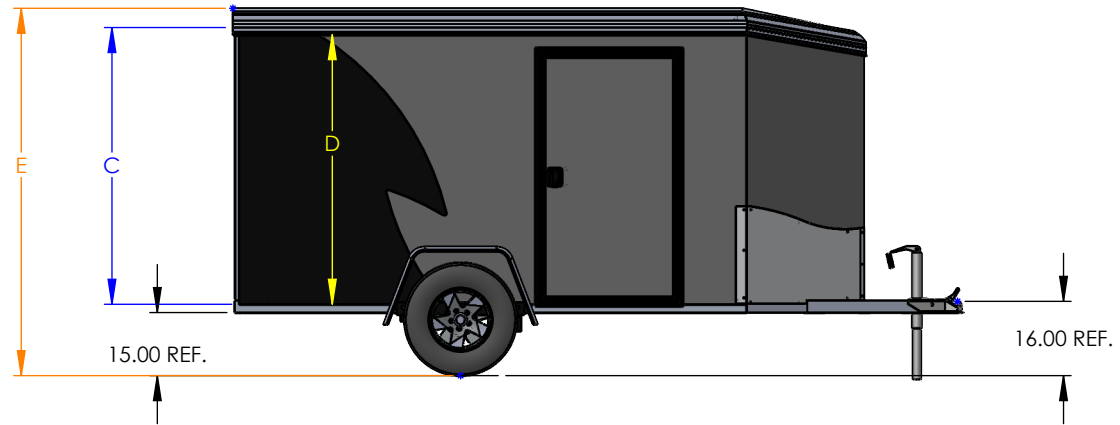
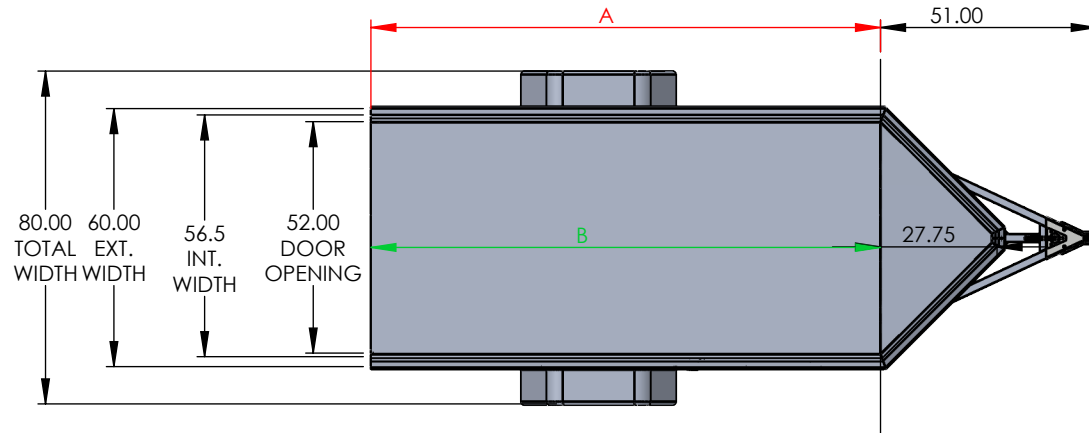
PRICE AND SPECIFICATIONS SUBJECT TO CHANGE WITHOUT NOTICE OPTIONS ADDED TO BASE UNITS DECREASE PAYLOAD CAPACITY.

NAM75-7  
1.10.23



For Additional Specs & Photos, go to:  
**neomfg.com**  
 e-mail: sales@neomfg.com  
 21900 US 12 Sturgis, MI 49091  
 269.503.7630

MODEL	OUTSIDE BOX LENGTH (A)	INSIDE BOX LENGTH (B)
NAM85SR	96"	94"
NAM105SR	120"	118"



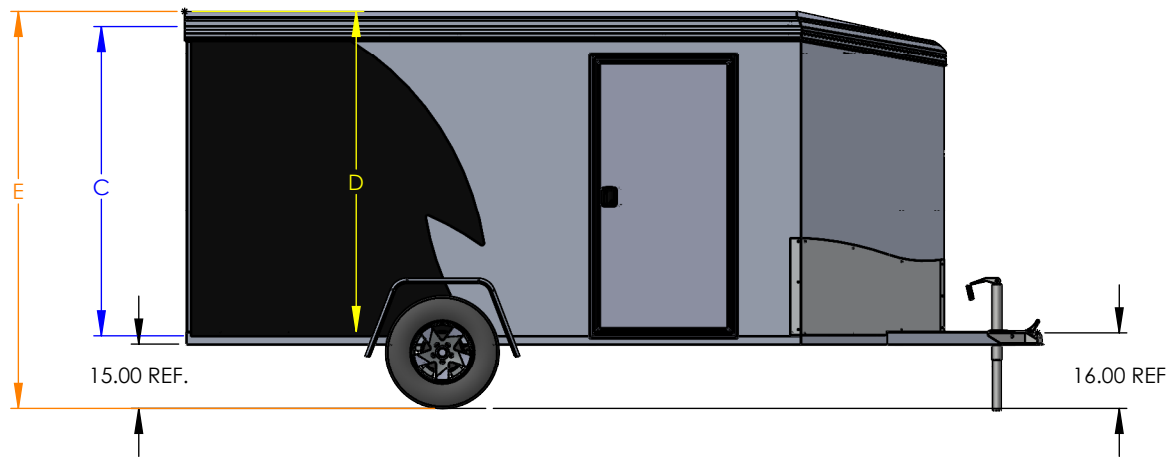
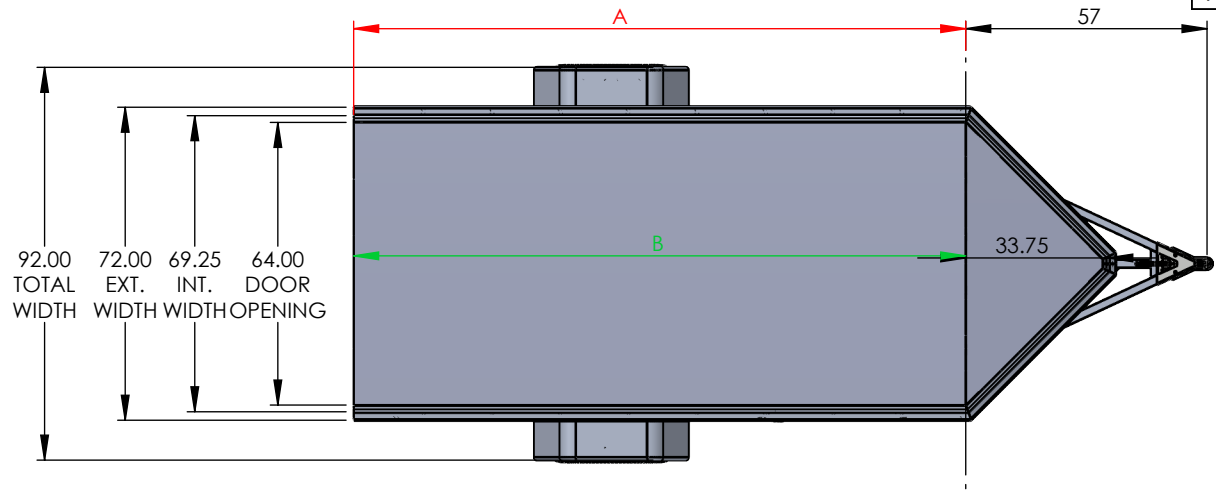
5 WIDE ROUND TOP	Rear Door Hgt (C)	Int Hgt @ Center (D)	Overall Hgt (E)
STD Height	61.25"	66.5"	87"
6" Plus Height	67.25"	72.5"	93"
12" Plus Height	73.25"	78.5"	99"
6" Negative Height	55.25"	60.5"	81"



DRAWN BY TYLER A BOURASSA	DATE 4/10/2023
------------------------------	-------------------

TRAILER MODEL: NAMR 5 WIDE
TITLE: <b>TRAILER DIMENSIONS</b>
DO NOT SCALE DRAWING

MODEL	OUTSIDE BOX LENGTH (A)	INSIDE BOX LENGTH (B)
NAM106SR	120"	118"
NAM126SR	144"	142"



6 WIDE ROUND TOP	Rear Door Hgt (C)	Int Hgt @ Center (D)	Overall Hgt (E)
STD Height	67.25"	72.5"	93"
6" Plus Height	73.25"	78.5"	99"
12" Plus Height	79.25"	84.5"	105"
6" Negative Height	61.25"	66.5"	87"

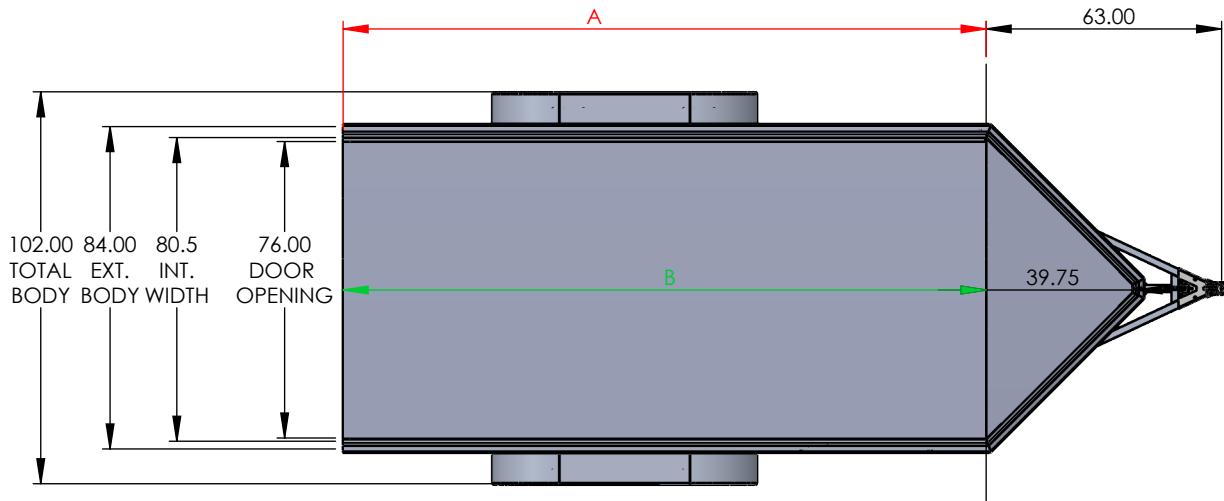
DRAWN BY  
TYLER A BOURASSA

DATE  
4/10/2023

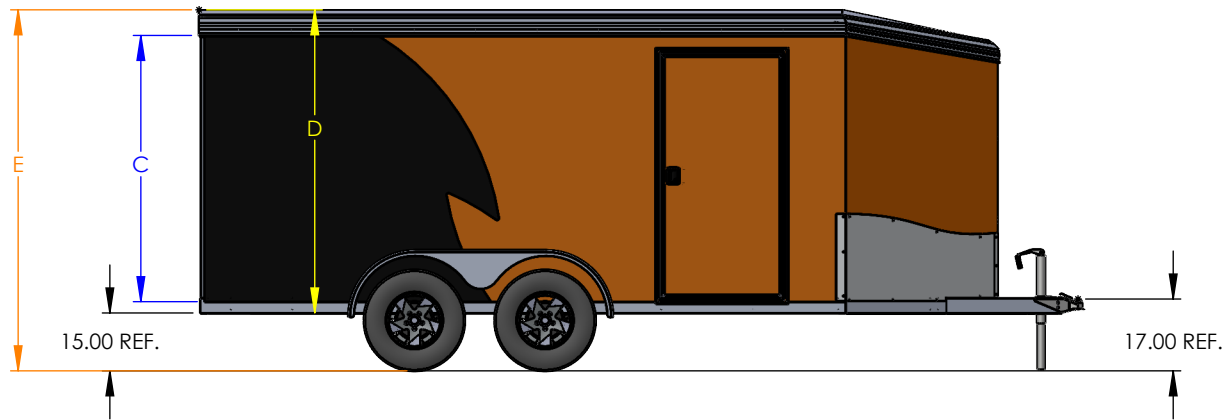
TRAILER MODEL: NAMR 6 WIDE

TITLE:  
**TRAILER DIMENSIONS**

DO NOT SCALE DRAWING



MODEL	OUTSIDE BOX LENGTH (A)	INSIDE BOX LENGTH (B)
NAM127SR	144"	142"
NAM127TR	144"	142"
NAM147TR	168"	166"
NAM167TR	192"	190"
NAM187TR	216"	214"
NAM207TR	240"	238"



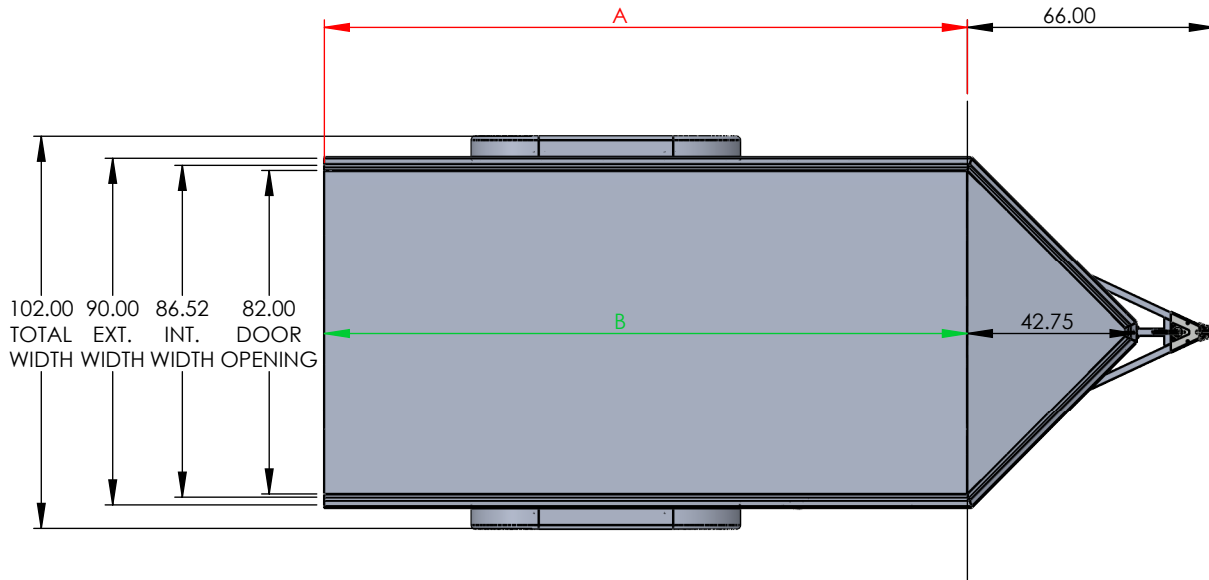
7 WIDE ROUND TOP	Rear Door Hgt (C)	Int Hgt @ Center (D)	Overall Hgt (E)
STD Height	67.25"	72.5"	93"
6" Plus Height	73.25"	78.5"	99"
12" Plus Height	79.25"	84.5"	105"
6" Negative Height	61.25"	66.5"	87"



DRAWN BY	DATE
TYLER A BOURASSA	4/10/2023

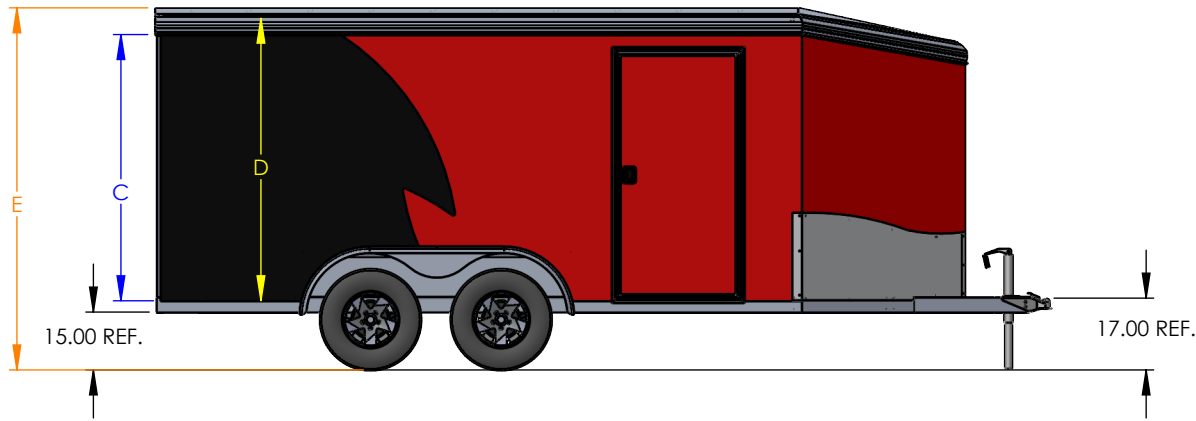
TRAILER MODEL:	NAMR 7 WIDE
TITLE:	<b>TRAILER DIMENSIONS</b>
DO NOT SCALE DRAWING	

DISTANCE BETWEEN WHEEL WELLS IS 82"



MODEL	OUTSIDE BOX LENGTH (A)	INSIDE BOX LENGTH (B)
NAM1275TR	144"	142"
NAM1475TR	168"	166"
NAM1675TR	192"	190"
NAM1875TR	216"	214"
NAM2075TR	240"	238"

102.00 TOTAL WIDTH  
 90.00 EXT. WIDTH  
 86.52 INT. WIDTH  
 82.00 DOOR OPENING



7.5 WIDE ROUND TOP	Rear Door Hgt (C)	Int Hgt @ Center (D)	Overall Hgt (E)
STD Height	67.25"	72.5"	93"
6" Plus Height	73.25"	78.5"	99"
12" Plus Height	79.25"	84.5"	105"
18" Plus Height	85.25"	90.5"	111"
6" Negative Height	61.25"	66.5"	87"



DRAWN BY: TYLER A BOURASSA  
 DATE: 5/15/2023

TRAILER MODEL: NAMR 7.5 WIDE  
 TITLE: TRAILER DIMENSIONS  
 DO NOT SCALE DRAWING